

# Innovations in Fault Identification for Railway Operations

Mrs. A. Kalaiyarasi M.E (Assistant Professor), J. Ragul (Student), C. Venkatesh (Student), P. Yogeshwaran (Student)  
*Department of Information Technology,  
Muthayammal Engineering College (Autonomous), Rasipuram - 637 408, Tamil Nadu, India.*

**Abstract – Reliable and solid transportation depend on the safety and efficiency of a high-speed train traction system. This paper offers distinctive idea to solve this problem by introducing an intelligent framework for traction system fault identifications in place. Since, this framework is based on machine learning techniques particularly multi-layer perceptron (MLP) models that can process various datasets such as drive signals, fan signals and concatenated drive-fan signals. Finally, this framework's architecture is tailored towards the complexities of traction system dynamics. Hence demonstrating its suitability for classification tasks. Systematically pre-processing the data focuses on signal concatenation being important in understanding how systems function holistically. In particular, we extensively investigate these proposed models using drive dataset integrated with fan dataset and also combined datasets from both fan and driver. It was observed that this model achieved high accuracy, recall and precision levels while still being able to adjust to other datasets accordingly. The potentiality of smart mobility systems will be evident through the success of fault detection in traction systems which is available for real world implementation. Furthermore, this work fills gaps in literature concerning fault detection and became the first step into future researches regarding for fault detection with new point of view from previous studies.**

**Index Terms—Traction system, Fault detection mechanism, Machine learning, Multi-Layer Perceptron, Intelligent transportation systems.**

## I. INTRODUCTION

Fast and reliable train operation is important in the ever-changing transport landscape. Railway accidents related to the railway have occurred unexpectedly in many countries [2]-[5]. Since, the traction system is the heart of high-speed trains. Effective fault detection and diagnosis (FDD) of the traction system helps to guarantee safety as well as reliable operation for high-speed trains [1],[6]. The traction system that converts electrical power to mechanical motion of these trains is central to their performance. Nevertheless, the complexity associated with such systems makes fault detection as well as proactive maintenance difficult hence new solutions are required. This paper, represents an unprecedented effort aimed at addressing these challenges and improving safety and reliability of high-speed trains during operation. The core of this framework integrates modern machine learning approaches into the traction system with an aim of enhancing accuracy and speed in identifying faults. A neural network structure consisting of Multi-Layer Perceptron (MLP) model has been highly useful in unravelling subtle patterns within drive and fan signals. These signals which have been collected in a systematic manner via Data Collection Module provide the grounding dataset that can be employed for training purposes while optimizing the fault detection model as well. There are six modules in this paper designed punctiliously each contributing to a specific component of fault detection pipeline. The Function Approximation Module emerges as notable, making use of the application of sophisticated algorithms to approximate underlying functions within the traction system. The adaptability of the framework is highlighted by its capability to handle diverse datasets seamlessly, ensuring applicability across different traction system configurations.

The Drive and Fan Signal Module, a component that is pivotal in this approach, systematically pre-processes signals to optimize them for subsequent feature extraction and fault diagnosis. The fault diagnosis process, conducted in the Fault Diagnosis for Air Brake Pipes Analysis Module, offers a deeper understanding of potential problems, particularly in critical components like air brake pipes. Several FDD methods that are model-based have been developed over the years to address the problems of high-speed trains [7] - [18]. Looking towards the future, this paper delves into potential applications of edge computing and edge AI for decentralized fault detection. This forward-thinking approach aligns with the commitment to continually advance the field and contribute to broader transportation safety goals. Through this work, we aim to pave the way for a safer, more reliable era in high-speed train transportation.

## II. BACKGROUNDS

In this here section, it is quite important to describe some background works. The main structure of the traction system for high-speed trains is introduced here.

### Traction System of High-Speed Trains

Traction systems are the core component of CRH2A-type high-speed trains, and they drive the entire train [14]. They represent the pinnacle of modern transportation, making possible fast travel over long distances. This

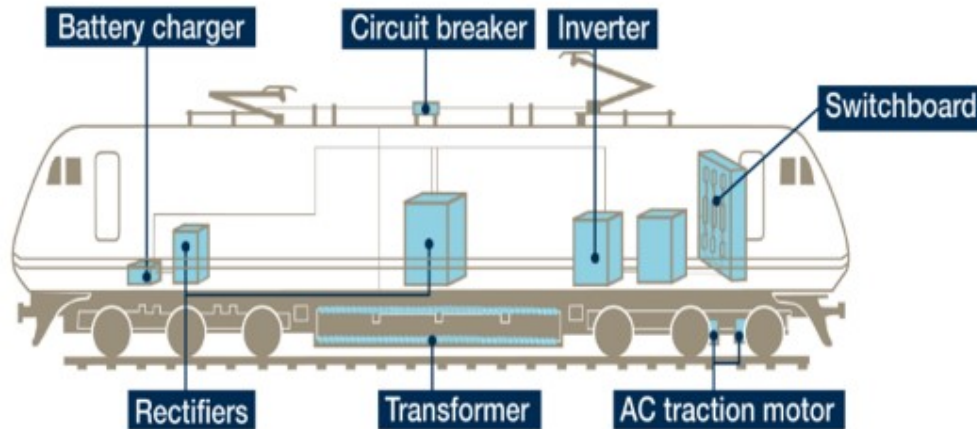


Fig. 1. Diagram of the traction control system of high-speed trains

includes a complex network that ensures power is optimally supplied for safe operation in these trains. The schematic description of the traction system was given in [32] and illustrated in Figure. 1.

The traction system is typically made up of a transformer, a converter (contains a rectifier, a dc link, and an inverter), a motor, and traction control units (TCU). High speed trains mostly use electricity as opposed to traditional locomotives which utilize diesel engines. In most cases, this electrical energy is acquired from overhead lines or a third rail to provide a consistent and environmentally friendly source of energy.

Traction converters link the power supply with the traction motors. These allow for accurate control of acceleration, deceleration, and speed through converting incoming electrical power into something that can be used by traction motors efficiently. Traction motors are mainly responsible for transforming electrical energy into mechanical motion that propels the train forward. Typically, high-speed trains employ either asynchronous or synchronous traction motors, each with its own advantages of efficiency and reliability.

The precise control of these motors is essential for the smooth running of the train. Nevertheless, despite technological advances made in high-speed trains, the traction system is complex and critical making it difficult to detect faults and maintain them. An unanticipated fault on the traction system may lead to disruptions in service provision as well as compromising safety while increasing operational costs. This paper addresses this by coming up with Traction System Fault identification using advanced machine learning techniques that improve accuracy and efficiency during fault identification.

With AI development [19],[20], in recent years data-driven FDD techniques for traction systems have been developed [21] – [30], and they can exactly diagnose the issue without modelling high-speed trains. This framework's flexibility and precision are key in relation to high-speed trains. Therefore, this framework will systematically collect drive signals against fan signals as a way of providing an encompassing solution to fault identification for timely proactive maintenance. This preparatory work also works towards safer and reliable functioning of high-speed train systems thereby enhancing transportation infrastructures through increased connectivity efforts today.

### III. METHODOLOGY

#### Proposed System

The Intelligent Design for Detection of Faults in Traction System integrates new age algorithmic approach that employs MLP models. The framework is concentrated on the improvement of fault detection accuracy, and it includes a variety of data sets such as drive signal and fan signals which provide information as input. For instance, Zhao et al. [31] developed methods of deep neural networks for detecting and repairing standard bearing system failures in high-speed trains. Strong feature extraction mechanism ensures the identification of useful patterns.

The centre or heart of the framework lies within the carefully developed MLP architecture that is able to capture complicated relationships present among various features. One can optimize model parameters using adaptive training strategy, thereby achieving super accurate fault classification. Output interpretation gives an insight into various complications experienced during detection; thus, improving the transparency and reliability of this system framework. This algorithmic based methodology encompasses such a powerful intelligent solution for faults' detection in traction systems that will fill many gaps left by other recent approaches.

#### System Architecture

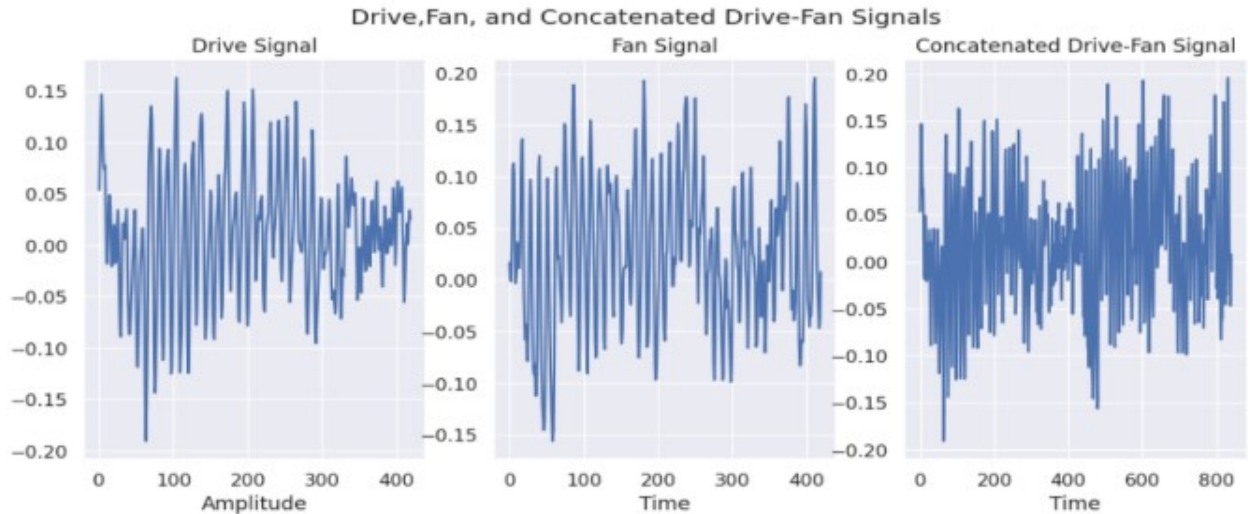


Fig. 2. Diagram of Drive, Fan and Drive-Fan Signals

The Smart Framework for Traction System Fault Detection features a very comprehensive system architecture, carefully designed to enhance fault detection accuracy in traction systems. The architecture comprises four main components.

#### 1. Input Data Representation

The system starts by receiving various datasets such as those of drive signals and fan signals which serve as its basic inputs. In order to create a comprehensive picture of a traction system, it is subjected to some pre-processing stages like signal concatenation and other relevant changes. So, the initial entry point for this module is ingestion of various datasets comprising the drive signals and the fan signals, which will form the focal input in fault detection. This is preceded by pre-processing steps involving signal merging followed by appropriate transformations and other related activities with aim of making one overall representation of traction system.

#### 2. Feature Extraction

In this step, the input data goes through a system of feature extraction, and corresponding patterns are found out using machine learning techniques. The derived properties provide a very rich source of information that is very subtle about some characteristics showing possible traction faults. Extracted features are required for transfer learning and it is utilized to improve performance on upcoming task.

#### 3. Multi-Layer Perceptron (MLP) Models

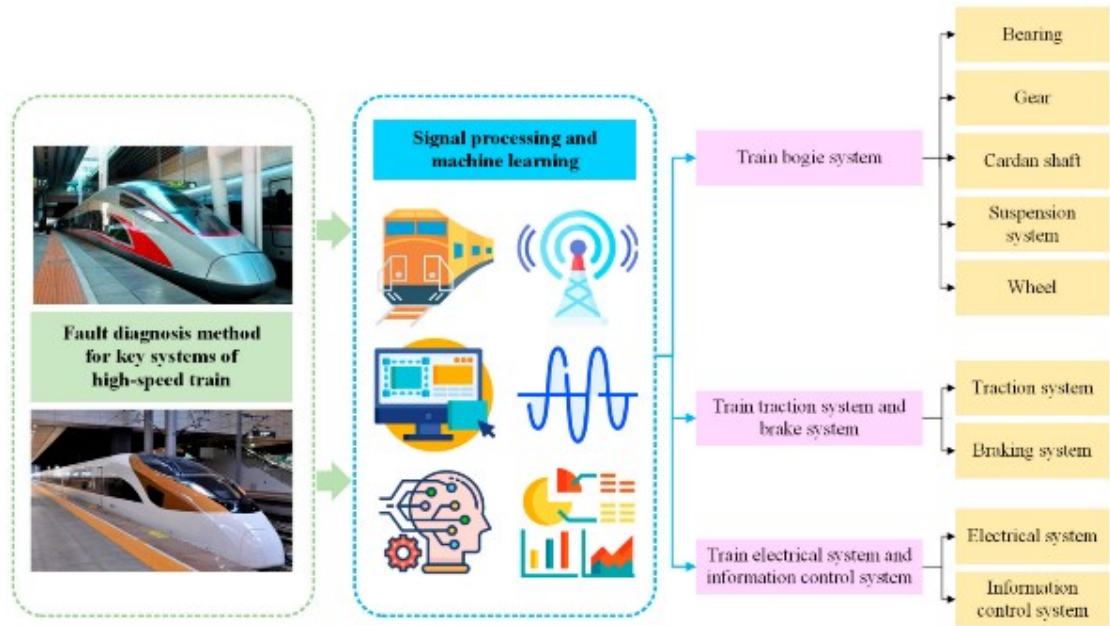
The core of the architecture consists of really sophisticated models comprising input, hidden and output layers. Meticulously designed, these models learn and represent intricately relationships within the feature space, ensuring a nuanced understanding of traction system dynamics. An adaptive training strategy optimizes model parameters for improved generalization and fault classification.

#### 4. Output Interpretation

Fault classification is the responsibility of the output layer of the MLP models, which is based on learned features. In order to make comprehensive decisions, each fault category has been assigned with a probability, whose likelihood for specific faults gives really nuanced insights. Therefore, this interpretability improves the fault detection framework's transparency and reliability.

#### Algorithms

##### Multi-Layer Perceptron (MLP) Model



An artificial neural community that may be a variation of the Multi-Layer Perceptron (MLP) model is composed in stacked neurons called nodes being forwardly propagated. This implies a tricky association of nodes densely packed with interconnections, wherein each neuron is connected to each different neuron inside the subsequent layer. An MLP version typically includes an enter layer, one or extra hidden layers and an output layer. Activation features are used on all neurons across all layers after sums over inputs are achieved on the way to capture complicated styles in records. Since huge datasets containing intricate relationships among enter variables and output ones, they are widely used for functions which include category and regression in the gadgets.

**Deep Neural Network (DNN)**

A Deep Neural Network (DNN) is a sort of synthetic neural network (ANN) that consists of a couple of layers of interconnected neurons, allowing it to version complicated relationships inside statistics. DNNs are characterized through their depth, that means they have got a couple of hidden layers among the input and output layers. Each layer of neurons applies a non-linear activation feature to the weighted sum of its inputs, enabling the community to analyse and represent an increasing number of abstract functions as information flows via the network. DNNs are generally used for responsibilities together with photo and speech recognition, natural language processing, and reinforcement getting to know, wherein they have demonstrated advanced performance as compared to standard gadget studying algorithms.

**Feature Extraction Algorithms**

Feature extraction algorithms are computational tools used to recognize and extract pertinent information or features from raw data. These formulas aim at reducing the size of the data, but preserving important attributes that carry out essential functions for further analysis or processing purposes. In pattern recognition, machine learning, and signal processing applications, feature extraction is very important. Principal Component Analysis, Linear Discriminant Analysis, Wavelet Transform, and Histogram of Oriented Gradients are some of these techniques. These methods enable compressing raw data into a more concise format that carries more information which eases efficient and accurate analysis, classification and decision making in fields like speech recognition, image understanding as well as bio-medical engineering signals.

**Modules**

**1. Data Collection Module**

This module provides the basic part of the framework, concerns itself with gathering different datasets such as drive signals and fan signals. The cornerstone of all subsequent fault detection and analysis processes is quality and richness of collected data.

**2. Function Approximation Module**

This module will go into the details of trying to estimate the underlying functions within the traction system. It exploits modern function approximation techniques and this makes it possible to diagnose failures in systems better by allowing a more precise representation of their dynamics overall leading to enhanced performance.

### 3. Drive and Fan Signal Module

This module dissects the operational signals to recognize abnormality as a sign of potential faults. Consequently, these models are improved by Cross Entropy Loss and Adam optimizer. thus, making them better in recognizing deviations from normal operational behaviour.

### 4. Fault Diagnosis for Air Brake Pipes Analysis

This module is mainly focused on air brake pipes and utilizes Principal Component Analysis (PCA) for feature reduction and the system by reducing dimensions to improve interpretability, enhances its ability to uncover faults that may exist in vital air brake pipes.

### 5. Identify Failure Modes and Assess Failure Effects

The module identifies possible system failures systematically. It looks at how these failures might impact on the overall performance from a statistical point of view. This will result in proactive approaches to detecting and assessing malfunctions.

### 6. Inherent Protection Module

Fault mitigation measures are applied to the Inherent Protection Module itself. Clustering algorithms such as K-Means help to identify weaknesses or vulnerabilities within a given track system. This module is key in developing infrastructure that is intrinsically protected from possible faults.

#### Benefits

This work offers significant advantages for improving fault detection and diagnosis in high-speed locomotive traction systems. Using advanced machine learning algorithms such as multi-layer perceptron (MLP), principal component analysis (PCA), and K-Means clustering, this framework provides a comprehensive approach to ensure train traffic security and reliability. In addition, dynamic fault-finding techniques implemented in the system, such as vulnerability detection, predictive maintenance programs, help reduce downtime and improve performance. Overall together, this work represents a pioneering development in intelligent transportation systems.

## IV. CONCLUSION

To sum the work, I can say that this paper on Innovations in Fault Identification for Railway Operations built a bridge towards safe, reliable and efficient transport networks. By integrating advanced algorithms in to a modular architecture, we have designed a flexible and dynamic system which can correctly identify operational signals that contain faults and properly diagnose them. Most often, principal component analysis (PCA) technique is employed in order to generate characteristic and discriminate features for fault detection [33] – [36]. For instance, Multi-Layer Perceptron (MLPs), Cross Entropy Loss, Principal Component Analysis (PCA) and K-Means clustering are employed to show how this system is effective in solving this problem of malfunctioning of the high-speed train.

This research lays room for future studies and improvements in various areas. Firstly, there is need for scalability as well as adaptability of the system with regard to different types of trains. This includes incorporation of real-time data streaming capabilities into the system plus application of sophisticated machine learning techniques which are useful in managing intricate patterns contained in signals. In addition to all these, predictive maintenance techniques should be explored further so as to develop proactive fault detection systems that will enable preventive measures be taken against any possible risks.

Also, signal integration techniques can be incorporated to improve self-testing abilities of the system. It can create a more insightful understanding of the operational status of such train by using several sensors like; accelerometers, temperature and pressure sensors. In this light, it becomes possible to deepen data analysis and achieve better fault prognosis founded on a holistic approach.

The main focus of this paper is that new technologies need to be used in order to meet the emerging challenges in transport infrastructure. Therefore, focusing on fault detection and diagnosis will help us contribute towards improvement of predictive maintenance strategies therefore leading to safer and more efficient operations of high-speed trains. We continue to refine these systems while concurrently expanding them with an eye towards fostering innovation in railway safety and performance so as to enhance transportation networks worldwide.

## REFERENCES

- [1] alecologists. *BioScience*. 2002; 52: 19-30. 2. Yang S, Lho H-S and Song B. Sensor fusion for obstacle detection and its application to an unmanned ground vehicle. *ICCAS-SICE, 2009. IEEE, 2009*, p. 1365-9.
- [2] YOUNG J, ELBANHAWI, E., and SIMIC, M. *Developing a Navigation System for Mobile Robots*. Intelligent Interactive Multimedia. Springer, 2015.
- [3] Lowe DG. Distinctive image features from scale-invariant keypoints. *International journal of computer vision*. 2004; 60: 91-110.
- [4] Ke Y and Sukthakar R. PCA-SIFT: A more distinctive representation for local image descriptors. *Computer Vision and Pattern Recognition, 2004 CVPR 2004 Proceedings of the 2004 IEEE Computer Society Conference on*. IEEE, 2004, p. II-506-II-13 Vol. 2.
- [5] Al-Smadi, M., Abdulrahim, K., Salam, R.A. (2016). Traffic surveillance: A review of vision-based vehicle detection, recognition and tracking. *International Journal of Applied Engineering Research*, 11(1), 713–726
- [6] C.Nagarajan and M.Madheswaran - 'Experimental verification and stability state space analysis of CLL-T Series Parallel Resonant Converter' - *Journal of ELECTRICAL ENGINEERING*, Vol.63 (6), pp.365-372, Dec.2012.
- [7] C.Nagarajan and M.Madheswaran - 'Performance Analysis of LCL-T Resonant Converter with Fuzzy/PID Using State Space Analysis'- Springer, *Electrical Engineering*, Vol.93 (3), pp.167-178, September 2011.
- [8] C.Nagarajan and M.Madheswaran - 'Stability Analysis of Series Parallel Resonant Converter with Fuzzy Logic Controller Using State Space Techniques'- Taylor & Francis, *Electric Power Components and Systems*, Vol.39 (8), pp.780-793, May 2011.
- [9] C.Nagarajan and M.Madheswaran - 'Experimental Study and steady state stability analysis of CLL-T Series Parallel Resonant Converter with Fuzzy controller using State Space Analysis'- *Iranian Journal of Electrical & Electronic Engineering*, Vol.8 (3), pp.259-267, September 2012.
- [10] Nagarajan C., Neelakrishnan G., Akila P., Fathima U., Sneha S. "Performance Analysis and Implementation of 89C51 Controller Based Solar Tracking System with Boost Converter" *Journal of VLSI Design Tools & Technology*. 2022; 12(2): 34–41p.
- [11] C. Nagarajan, G.Neelakrishnan, R. Janani, S.Maithili, G. Ramya "Investigation on Fault Analysis for Power Transformers Using Adaptive Differential Relay" *Asian Journal of Electrical Science*, Vol.11 No.1, pp: 1-8, 2022.
- [12] G.Neelakrishnan, K.Anandhakumar, A.Prathap, S.Prakash "Performance Estimation of cascaded h-bridge MLI for HEV using SVPWM" *Suraj Punj Journal for Multidisciplinary Research*, 2021, Volume 11, Issue 4, pp:750-756
- [13] G.Neelakrishnan, S.N.Pruthika, P.T.Shalini, S.Soniya, "Perfromance Investigation of T-Source Inverter fed with Solar Cell" *Suraj Punj Journal for Multidisciplinary Research*, 2021, Volume 11, Issue 4, pp:744-749
- [14] C.Nagarajan and M.Madheswaran, "Analysis and Simulation of LCL Series Resonant Full Bridge Converter Using PWM Technique with Load Independent Operation" has been presented in ICTES'08, a IEEE / IET International Conference organized by M.G.R.University, Chennai.Vol.no.1, pp.190-195, Dec.2007
- [15] M Suganthi, N Ramesh, "Treatment of water using natural zeolite as membrane filter", *Journal of Environmental Protection and Ecology*, Volume 23, Issue 2, pp: 520-530,2022
- [16] M Suganthi, N Ramesh, CT Sivakumar, K Vidhya, "Physiochemical Analysis of Ground Water used for Domestic needs in the Area of Perundurai in Erode District", *International Research Journal of Multidisciplinary Technovation*, pp: 630-635, 2019
- [17] Radhakrishnan, M. (2013). Video object extraction by using background subtraction techniques for sports applications. *Digital Image Processing*, 5(9), 91–97.
- [18] Qiu-Lin, L.I., & Jia-Feng, H.E. (2011). Vehicles detection based on three-frame-difference method and cross-entropy threshold method. *Computer Engineering*, 37(4), 172–174.
- [19] Liu, Y., Yao, L., Shi, Q., Ding, J. (2014). Optical flow based urban road vehicle tracking. In 2013 Ninth International Conference on Computational Intelligence and Security. <https://doi.org/10.1109/cis.2013.89>: IEEE
- [20] Girshick, R., Donahue, J., Darrell, T., Malik, J. (2014). Rich feature hierarchies for accurate object detection and semantic segmentation. In 2014 IEEE Conference on Computer Vision and Pattern Recognition. <https://doi.org/10.1109/cvpr.2014.81>: IEEE.
- [21] Uijlings, J.R.R., van de Sande, K.E.A., Gevers, T., Smeulders, A.W.M. (2013). Selective search for object recognition. *International Journal of Computer Vision*, 104(2), 154–171.
- [22] Kaiming, H., Xiangyu, Z., Shaoqing, R., Jian, S. (2014). Spatial pyramid pooling in deep convolutional networks for visual recognition. *IEEE Transactions on Pattern Analysis & Machine Intelligence*, 37(9), 1904–16
- [23] Zhe, Z., Liang, D., Zhang, S., Huang, X., Hu, S. (2016). Traffic-sign detection and classification in the wild. In 2016 IEEE Conference on Computer Vision and Pattern Recognition (CVPR) <https://doi.org/10.1109/cvpr.2016.232>: IEEE.
- [24] Krause, J., Stark, M., Deng, J., Li, F.F. (2014). 3d object representations for fine-grained categorization. In 2013 IEEE International Conference on Computer Vision Workshops. <https://doi.org/10.1109/iccvw.2013.77>: IEEE.
- [25] Yang, L., Ping, L., Chen, C.L., Tang, X. (2015). A large-scale car dataset for fine-grained categorization and verification. In 2015 IEEE Conference on Computer Vision and Pattern Recognition. <https://doi.org/10.1109/cvpr.2015.7299023> (pp. 3973–3981): IEEE.
- [26] Zhen, D., Wu, Y., Pei, M., Jia, Y. (2015). Vehicle type classification using a semi supervised convolutional neural network. *IEEE Transactions on Intelligent Transportation Systems*, 16(4), 2247–2256.
- [27] Guerrero-Gomez-Olmedo, R., Torre-Jimenez, B., Lopez-Sastre, R., Maldonado-Bascon, S., Ooro-Rubio, D. (2015). Extremely overlapping vehicle counting. In *Iberian Conference on Pattern Recognition & Image Analysis*. [https://doi.org/10.1007/978-3-319-19390-8\\_48](https://doi.org/10.1007/978-3-319-19390-8_48) (pp. 423–431): Springer International Publishing